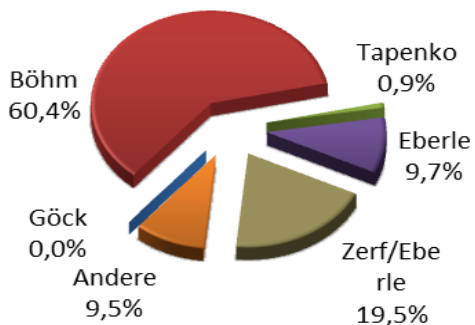
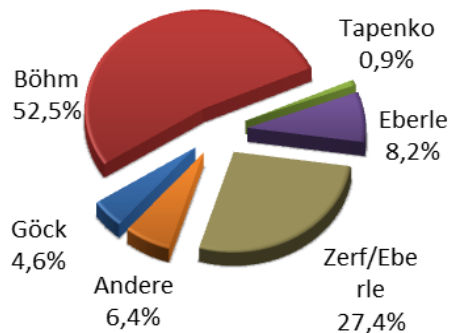


Bestatter/Jahr	2013	2014	2015	2016	2017	2018
Göck		20 4,6%	45 9,7%	53 10,45%	108 20,69%	116 23,39%
Böhm	325 60,4%	230 52,5%	261 56,0%	263 51,9%	265 50,77%	224 45,16%
Tapenko	5 0,9%	4 0,9%	1 0,2%	0 0,0%	2 0,38%	6 1,21%
Eberle	52 9,7%	36 8,2%	33 7,0%	0 0,0%	0 0,0%	0 0
Zerf/Eberle	105 19,5%	120 27,4%	79 17,0%	138 27,2%	107 20,50%	119 23,99%
Andere	51 9,5%	28 6,4%	47 10,1%	53 10,45%	40 7,66%	31 6,25%
Gesamt:	538 100%	438 100%	466 100%	507 100%	519 100%	496 100%

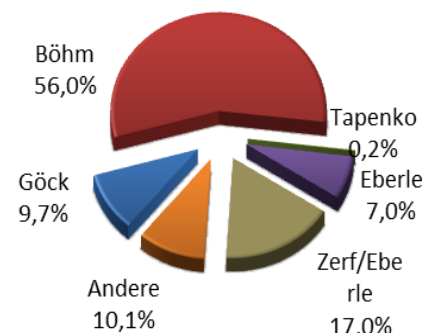
Bestatter 2013



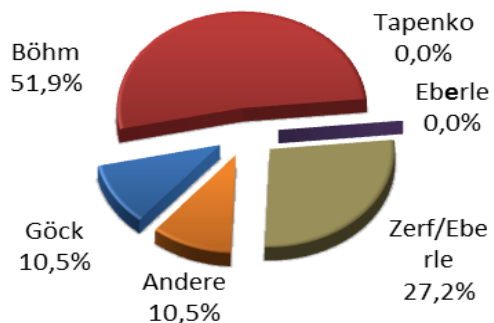
Bestatter 2014



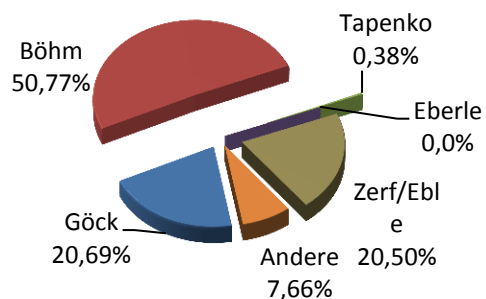
Bestatter 2015



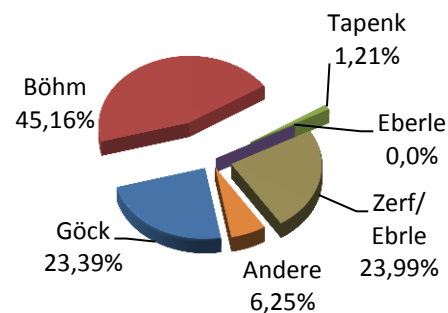
Bestatter 2016



Bestatter 2017



Bestatter 2018



Daten: Friedhofsbüro H. Tyroller

Grafik: Standesamt Fr. Schuster